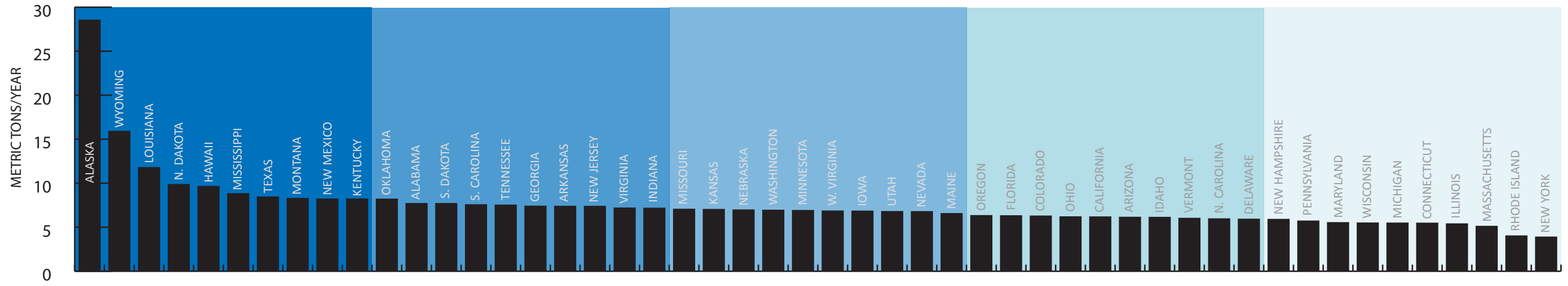
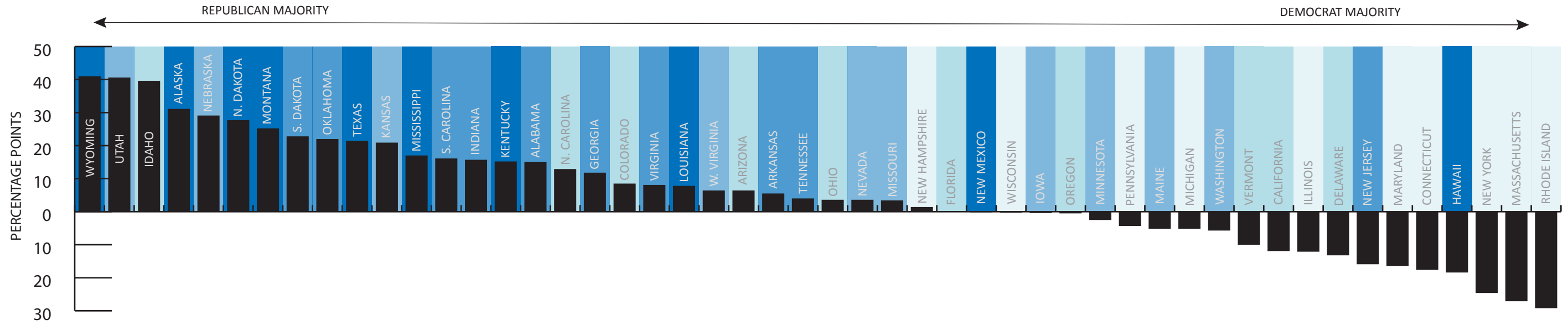


THE CARBON COINCIDENCE?

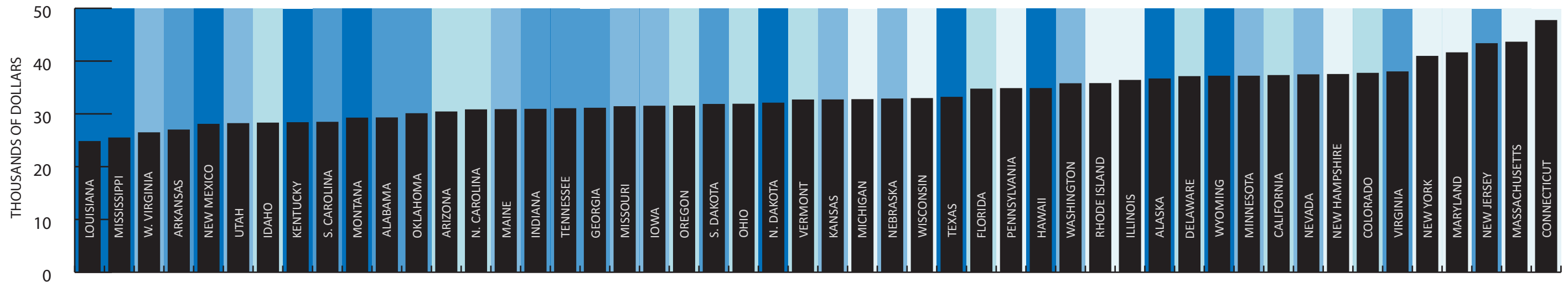
PER CAPITA CARBON EMISSIONS (transportation only)



PRESIDENTIAL VOTING PREFERENCE - 2004



PER CAPITA INCOME



Per Capita Personal Income Source: U.S. Department of Commerce, Bureau of Economic Analysis, Survey of Current Business. Web: www.bea.doc.gov/bea/regional/spi/.
 State Populations Source: U.S. Census Bureau, Population Division, Interim State Population Projections, 2005.
 2004 Carbon Emission estimates are based on energy consumption data from EIA's State Energy Consumption, Price, and Expenditure Estimates (SEDS) released June 1, 2007.
 Popular Vote Data for the 2004 Presidential Campaign Source: U.S. House of Representatives, Office of the Clerk, Statistics of the Presidential and Congressional